

# TABLE OF CONTENTS

INTRODUCTION	11
MAJOR LEAGUE AFFILIATIONS	13
SINGLE-SEASON TEAM RECORDS	13
Wins and losses	
Best and worst months	
Batting records	
Fielding records	
Pitching records	
Attendance	
SINGLE-GAME TEAM RECORDS	24
Longest games	
Batting	
Pitching	
Basestealing	
Fielding	
Triple plays	
WINNING and LOSING STREAKS	33
MANAGERS	35
SINGLE-GAME INDIVIDUAL RECORDS	37
Batting	
Pitching	
Fielding	
SINGLE-SEASON INDIVIDUAL RECORDS	54
Batting	
Pitching	
Basestealing	
CAREER RECORDS	82
Batting	
Pitching	
Basestealing	
Fielding	
PROGRESSIVE LEADERS BY SEASONS	89
ATTENDANCE	111
Largest home crowds	
Smallest home crowds	
Largest road crowds	
Smallest road crowds	
Top five attendances by season	
Attendance by seasons	

PLAYOFF RECORDS	113
Consecutive championships won, by team	
Results by playoff series	
Team records	
Individual records	
ALL THE OTHER COOL STUFF	131
Eastern League postseason awards	
Most seasons in Harrisburg	
No-hitters in modern era	
Hitting for the cycle	
20-20 players	
20-100 players	
Triple-doubles in season	
Home runs by pitchers	
Walk-off grand slams	
The K club for pitchers	
The K club for hitters	
Back-to-back doubleheaders	
Senators as Eastern League yearly leaders	
Harrisburg in the Hall of Fame	
Heights, weights and measures	
Tallest and shortest players	
Heaviest and lightest players	
Oldest and youngest players	
SENATORS IN THE MAJORS	143
Since 1987	
Major leagues prior to joining Senators but never returned	
Former Senators to manage and coach in the majors	
World Series appearances	
All-Star Game appearances	
Award winners	
Career statistical leaders in the majors	
REFERENCES	163
ACKNOWLEDGMENTS	164
ABOUT THE AUTHOR	165

# INTRODUCTION

Before playing 13 seasons in the major leagues, Brian Schneider summured mostly in anonymity on Harrisburg's City Island.

Back then, he was a prospect – not one of those can't-miss prospects that baseball loves to hype, but certainly a solid one as a catcher who batted left-handed. Most important, he called a good game behind the plate.

That was in 1999, the summer of Harrisburg's last Eastern League championship and the summer when Schneider was entrusted to handle a Class AA staff that would graduate 12 of its 24 pitchers to the majors.

Schneider was a constant on a sporadically brilliant Senators team that waited until the postseason to find nothing but brilliance.

And, ballplayers being ballplayers – Alpha males all – Schneider during the 1999 season was curious to see exactly how the numbers were running. Not just from a team perspective, but from an individual one, too.

Most days on the island found Schneider tracking down the local beat writer and asking, "Hey, how am I doing with the 'would-bes'?"

In a Class AA league filled with Phillies, Aeros, SeaWolves and Sea Dogs, Schneider was concerned with his own group of "would-bes."

As in would-be basestealers.

At the time, the daily statistics provided by minor league teams included only the basics. You know, batting averages, runs scored, home runs and such for the hitters; wins, losses and ERAs for the pitchers.

Basically, the stuff found on the back of baseball cards.

The more avant garde numbers like daytime vs. nighttime stats, RSP for hitters and WHIP for pitchers still were years away from becoming part of the stat packages now available every day in the minors.

Same with the success rates of catchers like Schneider in throwing out those would-be basestealers.

Sometimes, the Senators made this information available on a weekly basis, but Schneider wanted the information ASAP. He knew he could get that information every day from one of those ink-stained, number-crunching beat writers — the kind who lives to parse the statistical buffet that always has been a large part both of baseball's core and lore.

For the record, Schneider in 1999 threw out 39 percent of the runners trying to steal on him. A nice percentage, but not one that ranks in the Senators' Top Five since pro baseball returned to City Island.

In fairness to him, no catcher in Harrisburg's modern era has worked harder than Schneider, who in 1999 threw a single-season, team-record 56 runners in – yet another team record – 143 attempts.

Schneider was not obsessed with his numbers. He just wanted to know how his work compared to those trying to beat him to the majors.

He wanted his numbers to be good enough to join the 18,917 others who have played in the majors from its primordial beginnings in 1871 through 2016. He had no intention of being among the countless thousands who languished in the minors before moving on to, well, God knows what.

Since the first pro game between Cleveland and Fort Wayne was played on May 4, 1871, more than 1,500 cities, towns and burghs throughout North America have fielded teams either in the major or minor leagues. Some places hosted a team for only one season, others infinitely longer.

All have had one common denominator: Numbers. Followed by more numbers and then even more numbers after them. Statistics all.

No different in Harrisburg, Pa., where aspiring major leaguers have spent the last three decades playing on a patch of grass in the middle of the Susquehanna River.

*30 For the Books* is a look into the numbers following the first pitch from Jim Neidlinger in the Senators' first game on the second Saturday in April 1987, the day of the rebirth of a franchise dormant for 35 years.

Some of those numbers were, and remain, impressive on any level. Some, of course, have long been forgotten. Until now.

They all are the byproducts of sifting through 4,337 boxscores that represent every regular season and postseason game the Harrisburg Senators have played over the first 30 seasons of their modern era.

Harrisburg's previously checkered, on-again, off-again history in the game from 1890 through 1952 is not part of this statistical tome. Too many boxscores from that era are incomplete. Some do not exist at all.

No worries. What the Senators have done since their return in 1987 can fill a book. Just like this one.

Casual fans will recognize some of the names on the pages that follow, but that is no surprise considering the Senators over their first 30 seasons graduated 279 players to the majors. Hardcore fans will recognize the rest of the names, because for every perennial All-Star like Vladimir Guerrero to pass through Harrisburg, there have been many more minor league lifers like Zech Zinicola and Jeremy Ware who seemingly never left.

You can be sure they all followed the numbers. Just like Schneider.

"Branch Rickey once called statistics lies and nothing but damn lies," longtime major leaguer and onetime Harrisburg pitching coach Jerry Reuss once said. "Or, statistics can be what agents call inducements. They'll say, 'Let's keep track of this because this is what's positive for my client, so maybe we can get him a bonus.' "


Well, if you are into numbers, then this is your bonus. Enjoy.

**Andrew Linker**  
**April 2017**

## SINGLE-SEASON INDIVIDUAL RECORDS BATTING

### HITTING STREAKS


32	Jim Reboulet, 1987
24	Rondell White, 1993
21	Brandon Phillips, 2002
19	Vladimir Guerrero, 1996
18	Lance Belen, 1987
17	Cliff Floyd, 1993
17	Jalal Leach, 1996
17	Michael Barrett, 1998
17	Jesus Feliciano, 2005



**JIM REBOULET**

### GAMES PLAYED

141	Jamey Carroll, 1999
141	Chris Marrero, 2010
140	Henry Mateo, 2000
140	Kory Casto, 2006
139	Brandon Watson, 2003
139	Jesus Valdez, 2010
138	John Wehner, 1990
138	Brad Wilkerson, 1999
138	Valentino Pascucci, 2001
137	Rob Kataroff, 1991
137	Josh Redding, 2000
137	Valentino Pascucci, 2002
137	Tyler Moore, 2011



**JAMEY CARROLL**

### BATTING AVERAGE (minimum 300 plate appearances)

.371	Tommy Gregg, 1987 (550 plate appearances)
.360	Vladimir Guerrero, 1996 (479 plate appearances)
.333	Matt Stairs, 1991 (579 plate appearances)
.331	Kevin Northrup, 1994 (384 plate appearances)
.329	Cliff Floyd, 1993 (441 plate appearances)
.329	Milton Bradley, 1999 (385 plate appearances)
.328	Rondell White, 1993 (402 plate appearances)
.323	Roger Bernadina, 2008 (303 plate appearances)
.322	Mark Grudzielanek, 1994 (549 plate appearances)
.320	Michael Barrett, 1998 (488 plate appearances)

## SINGLE-SEASON INDIVIDUAL RECORDS PITCHING

### CONSECUTIVE SHUTOUT INNINGS

30.0	Greg Ross, 2016
26.0	Randy Tomlin, 1990
25.2	Carlos Perez, 1994
24.0	Tommy Phelps, 1996
24.0	Jason McCommon, 1997
24.0	Tony Armas Jr., 1999
22.1	J.D. Smart, 1998
21.0	Donnie Bridges, 2000
20.0	Armando Galarraga, 2005

### WINS, OVERALL

14	Jim Tracy, 1990
14	Joey Eischen, 1993
13	Rich Sauveur, 1987
13	Miguel Batista, 1993
12	Mike Mathile, 1992
12	Tommy Milone, 2010
11	Jim Neidlinger, 1987
11	Bill Sampen, 1989
11	Mike York, 1989
11	Dan Freed, 1991
11	Chris Pollack, 1991
11	Bob Baxter, 1994
11	Michael Mimbs, 1994
11	Trey Moore, 1997
11	Jake Westbrook, 1999
11	Donnie Bridges, 2000
11	Troy Mattes, 2000

### WINS, RIGHT-HANDERS


14	Jim Tracy, 1990
13	Miguel Batista, 1993
12	Mike Mathile, 1992
11	By 7

**Last:** Troy Mattes, 2000

### WINS, LEFT-HANDERS

14	Joey Eischen, 1993
13	Rich Sauveur, 1987
12	Tommy Milone, 2010
11	By 4

**Last:** Trey Moore, 1997




**JOEY EISCHEN**


## SENATORS IN THE MAJORS (1987-2016)

**NOTE:** Only players – a total of 279 – who reached or returned to the major leagues after playing in Harrisburg between 1987 and 2016. Senators seasons in parentheses. The list does not include injury rehab assignments or those who played in the major leagues only prior to Harrisburg.


Jonathan Albaladejo, pitcher (2007)  
Israel Alcantara, infielder (1995-97)  
Moises Alou, outfielder (1989-90)  
Tavo Alvarez, pitcher (1992, 1995)  
Shane Andrews, third baseman (1993)  
Tony Armas Jr., pitcher (1999)  
Luis Atilano, pitcher (2008-09)  
Derek Aucoin, pitcher (1994-95)  
Joe Ausanio, pitcher (1990, 1993)  
Jeff Bailey, first baseman (2002-03)  
Collin Balester, pitcher (2006-07)  
Jeff Banister, catcher (1988-90)  
Aaron Barrett, pitcher (2013)  
Michael Barrett, catcher-third baseman (1998)  
Tony Barron, outfielder (1995-96)  
Miguel Batista, pitcher (1993-94)  
Stan Belinda, pitcher (1989)  
Juan Bell, infielder (1994)  
Rafael Belliard, shortstop (1987)  
Yamil Benitez, outfielder (1994)  
Shayne Bennett, pitcher (1996-97)  
Chad Bentz, pitcher (2003-04)  
Peter Bergeron, outfielder (1998-99)  
Jason Bergmann, pitcher (2004-05)  
Roger Bernadina, outfielder (2007-08)  
Joe Bisenius, pitcher (2010)  
Matt Blank, pitcher (1999)  
Richard Bleier, pitcher (2015)  
Geoff Blum, infielder (1996, 1998)  
Hiram Bocachica, infielder-OF (1997-98)  
Doug Bochtler, pitcher (1992)  
Rafael Bournival, infielder (1995)  
Micah Bowie, pitcher (2005)  
Milton Bradley, outfielder (1999)  
Bill Bray, pitcher (2005)  
William Brennan, pitcher (1991)  
Billy Brewer, pitcher (1992)  
Mike Broadway, pitcher (2013)  
Dee Brown, outfielder (2005)  
Kirk Bullinger, pitcher (1995-97)  
Mel Bunch, pitcher (1997)



**SHANE ANDREWS**



**SHAYNE BENNETT**



**MILTON BRADLEY**